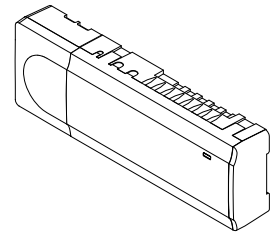


Uponor Smatrix Wave Pulse X-265



IC0000041



CD000023



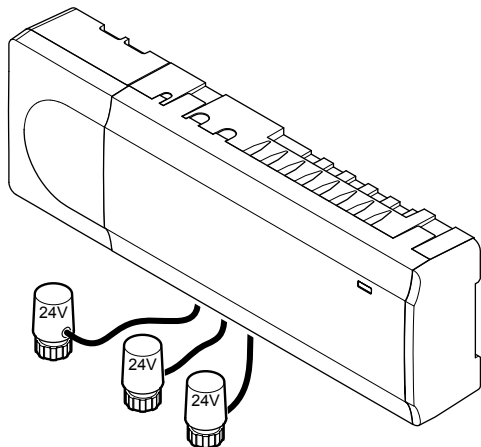
Caution!

Only 24 V AC Uponor actuators are compatible with the room controller.

The room controller operates the actuators, which in turn affect the flow of the supply water, to change the indoor temperature using information transmitted from registered thermostats and system parameters.

Up to six channels and eight actuators can be operated by the room controller which is typically located near the hydraulic system manifolds.

The illustration below shows the room controller with the transformer module and actuators.



CD0000024

Function

Main characteristics:

- Integrated Dynamic Energy Management functions such as autobalancing (on by default). Other functions such as comfort

setting, room bypass, and supply temperature monitoring requires Uponor Smatrix Pulse app (requires communication module) and in some cases Uponor cloud services.

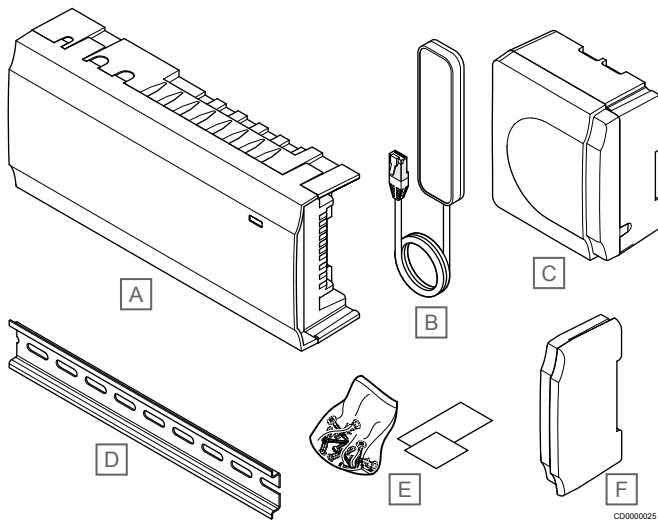
- Electronic control of actuators.
- Connection of maximum eight actuators (24 V AC).
- 2-way communication with up to six room thermostats.
- Heating/cooling function (advanced), and/or Comfort/ECO mode switched by dry contact, public thermostat, or Uponor Smatrix Pulse app (requires communication module).
- Separate relays for control of pump and boiler (other control functionality available via communication module and Uponor Smatrix Pulse app).
- Valve and pump exercise.
- Relative humidity control (Uponor Smatrix Pulse app required).
- Control of combined underfloor heating/cooling and ceiling cooling, or fancoils, (requires communication module and Uponor Smatrix Pulse app).
- Lower indoor temperature in heating mode, or raise indoor temperature in cooling mode, with ECO mode. ECO mode is activated in all rooms at once using a dry contact, public thermostat, or Uponor Smatrix Pulse app (requires communication module). To activate ECO mode in a single room use a programmable digital thermostat, or ECO profiles.

Options:

- App connectivity via communication module (remote connection requires connection to Uponor cloud services).
- The room controller can be expanded with a slave module which adds an extra six thermostat channels and six actuator outputs.
- Connect up to four room controllers into one system (requires communication module and the Uponor Smatrix Pulse app).
- Modular placement (detachable transformer).
- Cabinet or wall mounted (DIN rail or supplied screws).
- Free placement and orientation when installing the room controller (except the antenna/communication module which must be installed vertically).

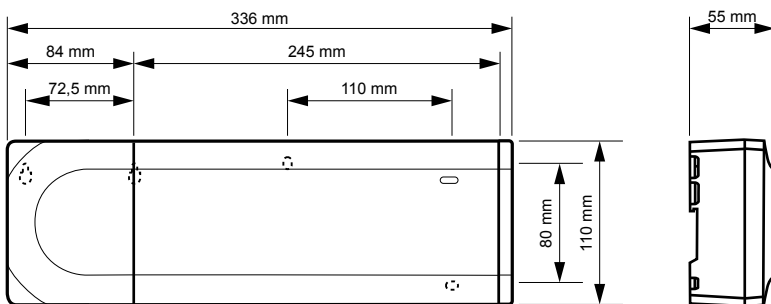
Components of the room controller:

The illustration below shows the room controller and its components.



Item	Description
A	Uponor Smatrix Wave PULSE X-265
B	Antenna
C	Transformer module
D	DIN rail
E	Mounting material
F	End cap

Dimensions



CD0000119

Technical data

Antenna	
IP	IP20, class III (IP: degree of inaccessibility to active parts of the product and degree of water)
Max. ambient RH (relative humidity)	85% at 20 °C
CE marking	
Power supply	From room controller
Radio frequency	868.3 MHz
Radio frequency, EAC markets only	869 MHz
Transmitter duty cycle	<1%
Receiver class	2

Room controller	
X-265	
IP	IP20, class II (IP: degree of inaccessibility to active parts of the product and degree of water)
Max. ambient RH (relative humidity)	85% at 20 °C
CE marking	
ERP (with communication module and the Uponor Smatrix Pulse app)	VIII
ERP (without communication module and the Uponor Smatrix Pulse app)	IV
Low voltage tests	EN 60730-1* and EN 60730-2-9***
EMC (electromagnetic compatibility requirements) tests	EN 60730-1 and EN 301-489-3
ERM (electromagnetic compatibility and radio spectrum matters) tests	EN 300 220-3
Power supply	230 V AC +10/-15%, 50 Hz or 60 Hz
Internal fuse	T5 F3.15AL 250 V, 5x20 3.15A quick acting
Rated impulse voltage	2.5 kV, OVC II
Pollution degree	2
Software class	A
Operating temperature	0 °C to +45 °C
Storage temperature	-20 °C to +70 °C
Maximum consumption	45 W
Pump and boiler relay outputs	230 V AC +10/-15%, 250 V AC 8 A maximum Micro gap, normally open
General purpose input (GPI)	Only dry contact
Valve outputs	24 V AC, 0.2 A average, 0.4 A peak
Power connection	1 m flexible cord, with europlug (except UK), which is connected to the controller
Connection terminals for power, pump, GPI and boiler	Up to 4.0 mm ² solid, or 2.5 mm ² flexible with ferrules
Connection terminals for valve outputs	0.2 mm ² to 1.5 mm ²

*) EN 60730-1 Automatic electrical controls for household and similar use -- Part 1: General requirements

**) EN 60730-2-1 Automatic electrical controls for household and similar use -- Part 2-1: Particular requirements for electrical controls for electrical household appliances

***) EN 60730-2-9 Automatic electrical controls for household and similar use -- Part 2-9: Particular requirements for temperature sensing controls

Usable in all Europe



Declaration of conformity:

We hereby declare under our own responsibility that products dealt with by these instructions satisfy all essential demands linked to the information stated in the Safety instruction booklet.

EAC (869 MHz only)

Uponor Corporation

Äyritie 20
01510 Vantaa, Finland

1097169 01_2020_INT
Production: Uponor/MRY

Uponor reserves the right to make changes, without prior notification,
to the specification of incorporated components in line with its policy of
continuous improvement and development.



www.uponor.com