

JRG

+GF+

JRG Valves

JRG Infinity M

Technical datasheet



Backwash filter

JRG Infinity M, JRG Code 1880	3
• Product description	3
• Technical foundations	4
• Valve handling	4
• Technical data	5

JRG Infinity M, JRG Code 1880



JRG Infinity M

Product Description

The JRG Infinity M is a manual backwash filter for connection to the JRG connector with an adapter. Backwashing is done manually by hand wheel with movable crank.

Scope of supply: filter body with brass head, cover, transparent cylinder, date ring, filter element, safety ball valve, waste water connection (HT connection or hose nozzle R 3/4") and JRG connection made of red brass (external thread BR 1 according to EN ISO 228-1 without screw connections).

Function

The untreated water flows through the untreated water inlet into the filter and there from the inside through the filter element to the clean water outlet. Thereby, impurities > 90 µm are retained on the inside of the filter fabric. Depending on the weight and size, these particles fall directly into the lower part of the filter element or remain on the filter fabric. The filter element can be cleaned by backwashing at regular intervals.

Backwashing is done manually and works on the effective principle of backwashing by suction (suction ring backwashing).

The filtration process also continues without interruption during backwashing, because about 90% of the filter surface is always available for filter operation. (Non-stop filtration).

Applications

- Single and multiple family houses
- Hospitals, retirement and nursing homes
- Hotels
- Barracks
- Sport venues
- Industrial and commercial buildings
- etc.

Advantages / features

- Manual backwash using rotary knob without interrupting operation
- Protection against particles and contaminants in your drinking water installation
- Optimal cleaning by the suction backwash system
- Filter cup made of durable plastic, filter head made from brass and connection piece made of red brass
- Horizontal or vertical installation

Flow media

- Drinking water

Technical foundations

The JRG Infinity M is intended for the filtration of drinking water. It protects water pipes and the connected water-carrying system parts against malfunctions and corrosion damage caused by foreign particles such as rust, chips, sand, hemp, etc., up to max. Ø 2 mm.

The filters can not be used for chemically-treated circulation water. When used for the filtration of process water and cooling water for continuous cooling, specialist advice is required.

For water containing coarse dirt particles, a coarse sediment bowl should be installed upstream.

The filters are not suitable for oils, greases, solvents, soaps and other lubricating media. The same applies to separation of water-soluble substances.

Valve handling

Installation instructions

Pay attention to local installation regulations, general guidelines and technical specifications.

For backwashing, a flushing water quantity of at least 3.5 m³ per hour must be available, or a pressure of min. 200 kPa (2 bar) must be present behind the filter during backwashing.

A channel connection (drain) of at least DN 50 should be present.

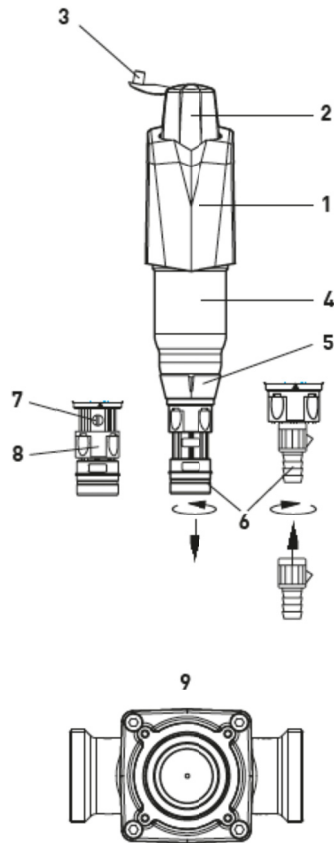
The installation site must be protected against frost and must ensure the protection of the filter from solvent vapours, fuel oil, suds, chemicals of any kind, UV radiation and heat sources above 40 °C.

Danger: plastic parts must be kept free from oil and grease, solvents and acidic and alkaline cleaners. After hard bumps and shocks (e.g. with unsuitable tools, falling on a stone floor etc.) plastic parts must be replaced, even without visible damage (risk of bursting). Avoid extreme pressure surges.

Maintenance instructions

JRG Infinity M filters require regular functional monitoring, maintenance and replacement of important parts after certain intervals. The filter element must be renewed regularly. For the maintenance intervals, please refer to the installation and operating instructions.

Technical data



No.	Description
1	Cover (brass head)
2	Rotary handle, plastic
3	Crank, plastic
4	Transparent cylinder, plastic - Filter element, plastic
5	Date ring, plastic
6	Waste water connection (HT connection or hose nozzle), plastic
7	Safety shut-off valve, brass
8	Cover, plastic
9	Connection, red brass

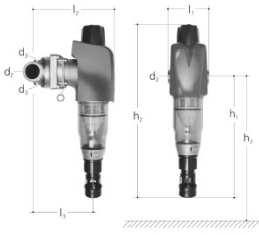
Specification

Dimensions	GN1½ DN40 – GN2 DN50
Materials valve body	Red brass (connection) and brass (filter housing)
Sealing materials	EPDM
Pressure level	PN 16
Temperature	min. 5°C / max. 30°C
Connections	External thread BR 1 according to EN ISO 228-1
Flow direction	According to marking on connector
Assembly	Connection can be installed in any position, drain must be vertical, pointing downwards

Pressure loss

Pressure loss Δp [bar]

Volume flow [m ³ /h]		2	4	6	8	10	12	14	18	22
GN	DN									
1 1/2	40	0.01	0.03	0.08	0.13	0.21	0.30	0.41	0.68	1.01
2	50	0.01	0.03	0.07	0.13	0.21	0.30	0.41	0.67	1



JRG Infinity M Filter, PN 16

Back flush fine filter manually.

Male threaded connections BR 1 according to EN ISO 228-1, without unions, connection piece made of gunmetal, filter top made of brass, filter cup made of transparent plastic, filter mesh 100µm, for water up to max. 30°C.

JRG Infinity Filter must be protected from UV radiation and aggressive environments/influences.

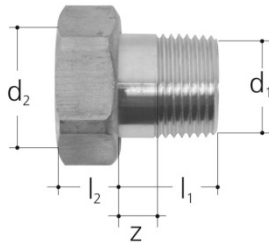
GN (inch)	DN (mm)	JRG Code	GF Code	SP	Weight (kg)
1 1/2	40	1880.040	350 691 012	1	7.100
2	50	1880.050	350 691 013	1	7.500

d2 G (inch)	d3 Rp (inch)	h1 (mm)	h2 (mm)	h3 (mm)	l1 (mm)	l2 (mm)	l3 (mm)	○
1 1/4	1/4	360	500	670	145	215	152	5
2 3/8	1/4	360	500	670	175	215	152	5

Accessories

Screw connection overview for JRG Infinity M


It is recommended to use the listed screw connections.
The AFM 34 seals must not be oiled or greased!



Union with male thread

Made of brass, with conical male thread and gasket suitable to 1300-1333, 1350-1363, 2100-2110, 2113, 2130-2140, 2143, 8201.402 suitable to 9601.040, 9603.040, 9606.040, 9695.480

GN (inch)	DN (mm)	JRG Code	GF Code	Weight (kg)	d1 R (inch)	d2 G (inch)	l1 (mm)	l2 (mm)
1 ½	40	8201.560	350 332 101	0.360	1 ½	1 ¾	39	10
2	50	8201.640	350 332 201	0.620	2	2 ¾	47	11



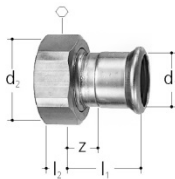
Union, BR 1 with female thread

Made of gunmetal, with female thread for valves with male thread according to EN ISO 228-1 and gasket*

Suitable to: 1611, 1631, 2191, 3600, 5211, 5281, 6320, 6325

* AFM 34 gaskets cannot be oiled neither be greased

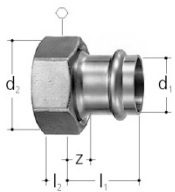
GN (inch)	DN (mm)	JRG Code	GF Code	Weight (kg)	d1 Rp (inch)	d2 G (inch)	l (mm)	z (mm)
1 ½	40	8333.560	351 061 445	0.500	1 ½	1 ¾	68	37
2	50	8333.640	351 061 455	0.853	2	2 ¾	77	40



Screw connection for Mapress press-fitting system BR 1

With press-socket and loose nut, flat sealed, fits 1303, 1313, 1323, 1333, 1353, 1363, 1611, 1621, 2100-2140, 2161, 3600, 5010, 5011, 5080, 5081, 5211, 5281, 6320

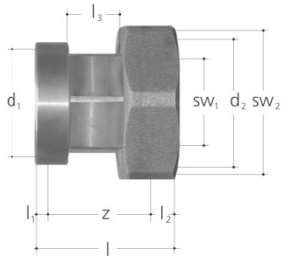
d1 (mm)	DN (mm)	JRG Code	GF Code	Weight (kg)	d2 G (inch)	l1 (mm)	l2 (mm)	z (mm)	⊙	O-Ring
42	40	8350.042	355 600 205	0.240	1 ¾	43	10	14	58	09 294 06
54	50	8350.054	355 600 206	0.430	2 ¾	49	10	14	75	09 294 12



Screw connection for Optipress/Viega-Sanpress system BR 1

With press-socket and loose nut, flat sealed, fits 1303, 1313, 1323, 1333, 1353, 1363, 1611, 1621, 2100-2140, 2161, 3600, 5010, 5011, 5080, 5081, 5211, 5281, 6320

d1 (mm)	DN (mm)	JRG Code	GF Code	Weight (kg)	d2 G (inch)	l1 (mm)	l2 (mm)	z (mm)	⊙	O-Ring
42	40	8355.042	355 600 606	0.360	1 ¾	61	13	20	60	09 294 06
54	50	8355.054	355 600 607	0.540	2 ¾	61	16	15	78	09 294 12




Sleeve connection, BR2 on BR1

To produce combinations, valves with male thread according EN ISO 228-1, made of gunmetal, with female thread and loose nut, and gaskets*
 Suitable to: 1611, 1631, 2191, 3400, 5120, 5211, 5281
 * Gaskets AFM 34 cannot be oiled neither be greased

DN (mm)	JRG Code	GF Code	Weight (kg)
40	8360.040	351 061 443	0.730
50	8360.050	351 061 453	1.170

DN	d1 G	d2 G	l	l1	l2	l3	SW1	SW2	z	O-Ring
(mm)	(inch)	(inch)	(mm)	(mm)	(mm)	(mm)	(mm)	(mm)	(mm)	
40	1 3/4	2 1/4	68	10	11	22	48	72	48	09 294 06 / 09 294 07
50	2 3/4	2 3/4	74	11	14	22	58	89	49	09 294 12 / 09 294 10



Adapter to valves

Made of gunmetal, with female thread and gasket*, plastic cone grip union MT for JRG Sanipex d16/d20 and JRG Sanipex MT pipes
 * AFM 34 gaskets must not be oiled nor greased.

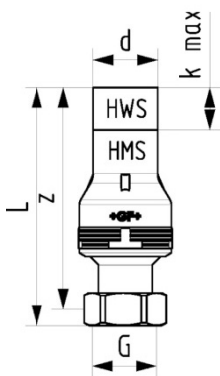
d	GN	JRG Code	GF Code	Weight (kg)	d1 G	l1	l2	l3	z1	⊙
(mm)	(inch)				(inch)	(mm)	(mm)	(mm)	(mm)	
50	1 3/4	4700.134	351 650 995	0.550	1 3/4	81.5	10.0	71.5	33.0	60
63	2 3/4	4700.140	351 663 995	0.950	2 3/4	99.5	11.0	88.5	39.0	78



Adapter loose union nut - flat seal

Socket fusion transition to loose nut adapter concerning
 Thread in DZR brass, UBA (Umwelt Bundesamt, Germany) conform
 EPDM sealing hot and cold water approved
 Incl. flat seal EPDM
 * only for the UK market
 * with centering

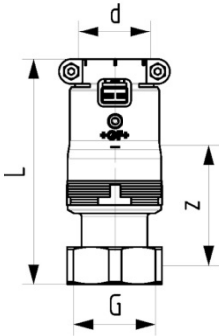
d	G	Code	Weight (kg)	L	z	k max.	L min.	SF
(mm)	(inch)			(mm)	(mm)	(mm)	(mm)	(mm)
50	1 3/4	761 069 696	0.599	142	131	22		28
63	2 3/4	761 069 698	1.139	159	147	21		30





Adapter loose union nut - flat seal

Electro fusion transition to loose nut adapter
 Thread in DZR brass, UBA (Umwelt Bundesamt, Germany) conform
 EPDM sealing hot and cold water approved
 Incl. flat seal EPDM
 * only for the UK market
 * with centering



d	G	Code	Weight	L	z
(mm)	(inch)		(kg)	(mm)	(mm)
50	1 ¾	761 069 732	0.666	131	73
63	2 ¾	761 069 734	1.186	152	89

The technical data are not binding. They neither constitute expressly warranted characteristics nor guaranteed properties nor a guaranteed durability. They are subject to modification. Our General Terms of Sale apply.

Georg Fischer JRG Ltd.
 Hauptstrasse 130
 CH-4450 Sissach/Switzerland

Phone +41 -(0)61-975 2323
 info.jrg.ps@georgfischer.com
 www.gfps.com

BFS Code 1161711_v1_02_2025
 Production: GF BFS / SDE