Uponor Smatrix Wave T-162



IC0000041

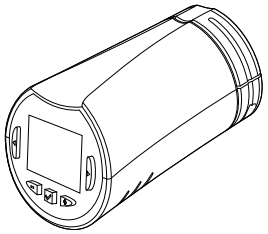

CD0000186

The thermostatic head enables control of radiators in the system.

Function

Main characteristics:

- Proportional control
- Backlit display, dims after 10 seconds of inactivity.
- Displays Celsius or Fahrenheit.
- Displays software version during power up sequence.
- Receives setpoint and Comfort/ECO mode from thermostat and Uponor Smatrix Pulse app (requires communication module), if available. The setpoint is otherwise set on the thermostatic head.
- Setpoint range is 5 – 35 °C (maximum and minimum setting may be limited by other system settings).
- Shows current room temperature.
- Requires an Uponor Smatrix Wave room controller.
- One to several thermostatic heads per room can be registered. Up to two thermostatic heads per channel.
- Can be placed up to 30 meters away from the room controller.

Components of the thermostatic head:

The illustration below shows the thermostatic head and its components.

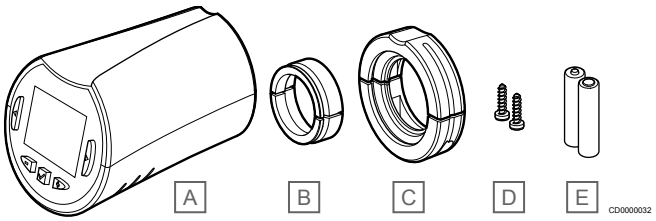

Item	Description
A	Uponor Smatrix Wave T-162
B	Adaptors (threaded M30 and M28)
C	Plastic fitting brackets
D	Mounting screws
E	Batteries (AA 1.5 V)

Dimensions

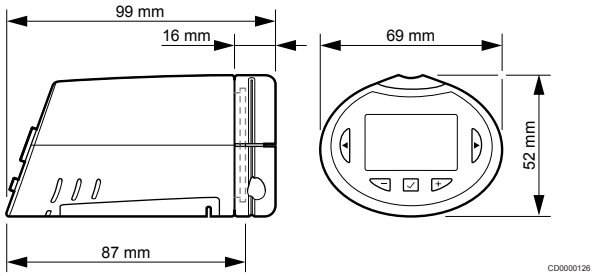

Technical data

Thermostatic head	T-162
IP	IP20, class III (IP: degree of inaccessibility to active parts of the product and degree of water)
Max. ambient RH (relative humidity)	85% at 20 °C
CE marking	
ERP	IV
Low voltage tests	EN 60730-1* and EN 60730-2-9***
EMC (electromagnetic compatibility requirements) tests	EN 60730-1 and EN 301-489-3
ERM (electromagnetic compatibility and radio spectrum matters) tests	EN 300 220-3
Power supply	Two 1.5 V AA alkaline batteries
Voltage	2.2 V to 3.6 V
Rated impulse voltage	0.33 kV, OVC I
Pollution degree	2
Software class	A
Maximum stroke	3.5 mm
Maximum strength	70 N
Differential pressure	1.5 bar
Operating temperature	0 °C to +40 °C
Storage temperature	-10 °C to +50 °C
Radio frequency	868.3 MHz
Radio frequency, EAC markets only	869 MHz
Transmitter duty cycle	<1%

*) EN 60730-1 Automatic electrical controls for household and similar use -- Part 1: General requirements

**) EN 60730-2-1 Automatic electrical controls for household and similar use -- Part 2-1: Particular requirements for electrical controls for electrical household appliances

***) EN 60730-2-9 Automatic electrical controls for household and similar use -- Part 2-9: Particular requirements for temperature sensing controls

Usable in all Europe	CE

Declaration of conformity:

We hereby declare under our own responsibility that products dealt with by these instructions satisfy all essential demands linked to the information stated in the Safety instruction booklet.

EAC (869 MHz only)

Uponor Corporation

Äyritie 20

01510 Vantaa, Finland

1097171 01_2020_INT
Production: Uponor/MRY

Uponor reserves the right to make changes, without prior notification, to the specification of incorporated components in line with its policy of continuous improvement and development.

www.uponor.com