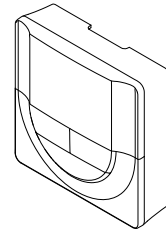


Uponor Smatrix Wave T-166



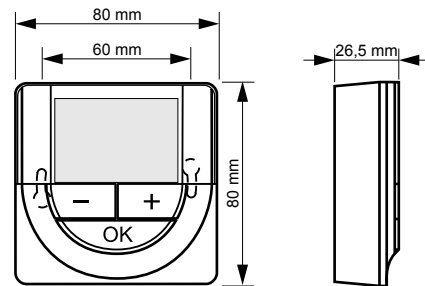
IC0000041



CD0000236

The thermostat shows the ambient, set temperature or relative humidity on the display. Temperature settings are adjusted using the +/- buttons on the front.

Dimensions



CD0000124

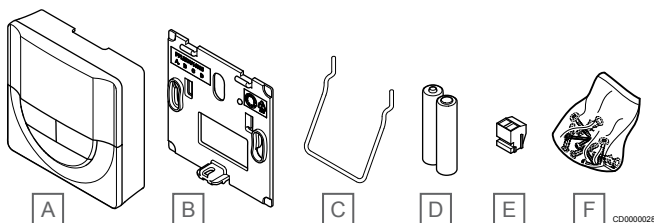
Function

Main characteristics:

- Backlit display, dims after 10 seconds of inactivity.
- Displays Celsius or Fahrenheit.
- Calibration of displayed room temperature.
- Heating/cooling demand as well as low battery indication on display.
- Displays software version during power up sequence.
- Setpoint range is 5 – 35 °C (maximum and minimum setting may be limited by other system settings).
- Room temperature regulation with use of optional external temperature sensors.
- Displays optional temperature sensor values if sensors are connected and relevant room temperature regulation is activated.
- Switch between Comfort and ECO mode with scheduling (requires Uponor Smatrix PULSE app).
- Adjust ECO setback value.
- Can be placed up to 30 meters away from the room controller.

Components of the thermostat:

The illustration below shows the thermostat and its components.



CD0000028

Item	Description
A	Uponor Smatrix Wave T-166
B	Wall bracket
C	Stand
D	Batteries (AAA 1.5 V)
E	Connection terminal
F	Mounting material

Technical data

Thermostat	T-166
IP	IP20, class III (IP: degree of inaccessibility to active parts of the product and degree of water)
Max. ambient RH (relative humidity)	85% at 20 °C
CE marking	
ERP	IV
Low voltage tests	EN 60730-1* and EN 60730-2-9***
EMC (electromagnetic compatibility requirements) tests	EN 60730-1 and EN 301-489-3
ERM (electromagnetic compatibility and radio spectrum matters) tests	EN 300 220-3
Power supply	Two 1.5 V AAA alkaline batteries
Voltage	2.2 V to 3.6 V
Rated impulse voltage	0.33 kV, OVC I
Pollution degree	2
Software class	A
Operating temperature	0 °C to +45 °C
Storage temperature	-10 °C to +65 °C
Radio frequency	868.3 MHz
Radio frequency, EAC markets only	869 MHz
Transmitter duty cycle	<1%
Connection terminals	0.5 mm ² to 2.5 mm ²

*) EN 60730-1 Automatic electrical controls for household and similar use -- Part 1: General requirements

**) EN 60730-2-1 Automatic electrical controls for household and similar use -- Part 2-1: Particular requirements for electrical controls for electrical household appliances

***) EN 60730-2-9 Automatic electrical controls for household and similar use -- Part 2-9: Particular requirements for temperature sensing controls

Usable in all Europe



Declaration of conformity:

We hereby declare under our own responsibility that products dealt with by these instructions satisfy all essential demands linked to the information stated in the Safety instruction booklet.

EAC (869 MHz only)

Uponor Corporation

Äyritie 20
01510 Vantaa, Finland

1097174 01_2020_INT
Production: Uponor/MRY

Uponor reserves the right to make changes, without prior notification, to the specification of incorporated components in line with its policy of continuous improvement and development.



www.uponor.com